



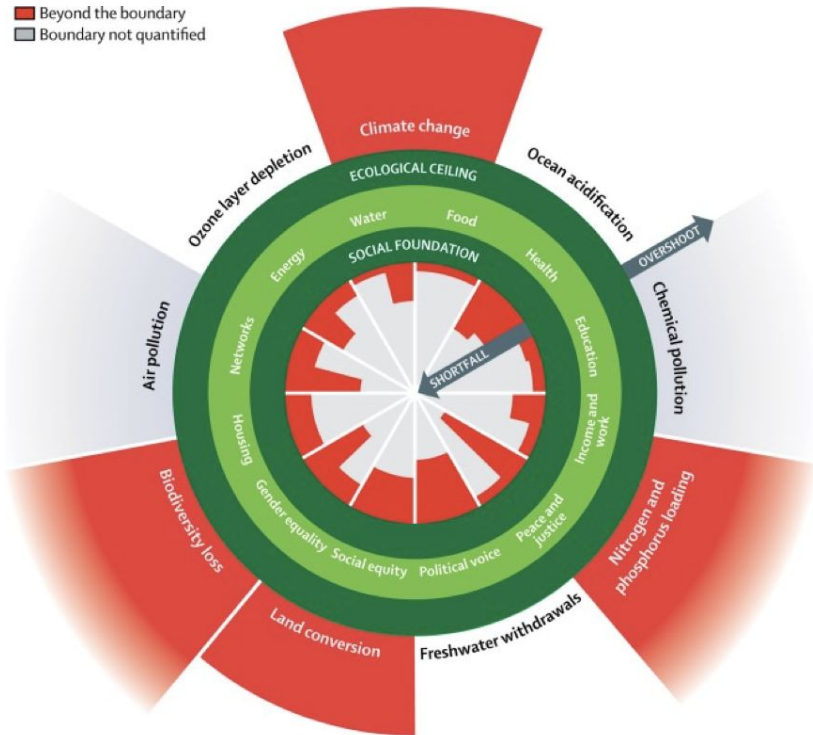
Investment flows and policy standards in tropical forest-risk commodity sectors

UNPRI October 2023

Tom Picken
Forests & Finance Campaign Director
Rainforest Action Network



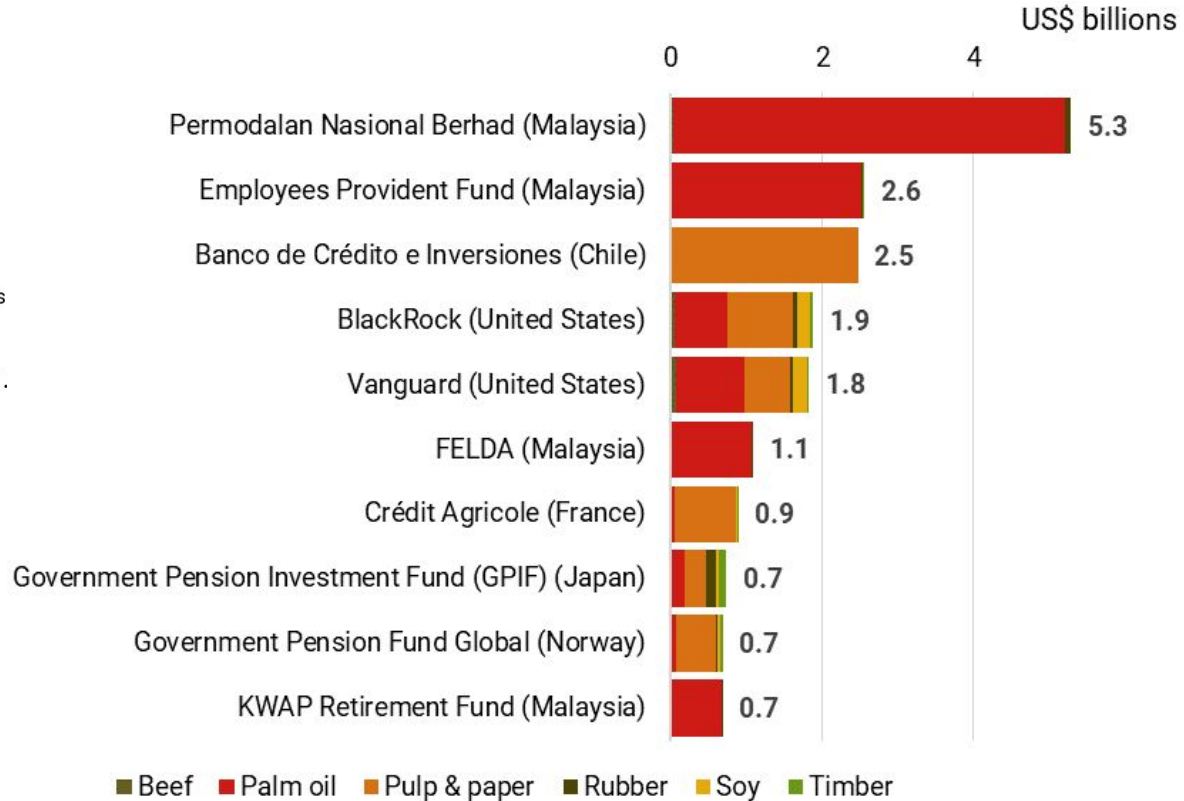
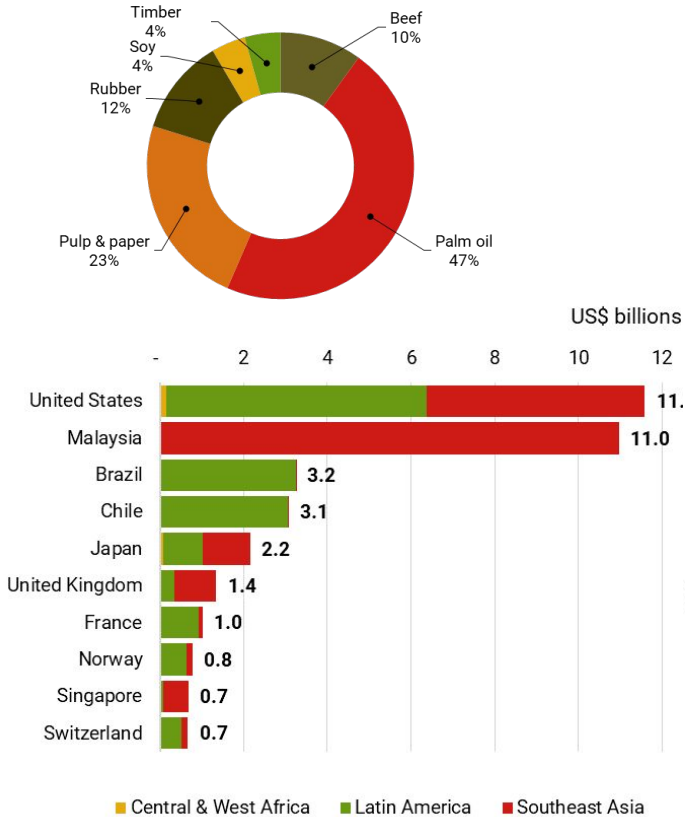
FOREST-RISK SECTORS & THE BIG PICTURE



- * 4 out of 9 planetary boundaries breached
- * 0 out of 12 social foundations achieved
- * The expansion of tropical forest-risk commodity production is pushing many of these commitments further out of reach
- * It routinely devastates communities, wipes out biodiversity, contaminates fresh water, increases food insecurity and contributes up to 20% of greenhouse gas emissions

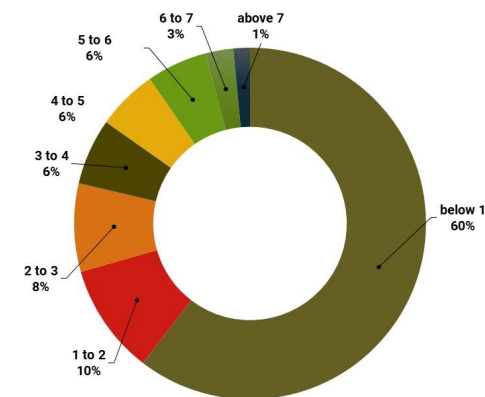
INVESTOR TRENDS

- USD 39.8 billion in forest-risk investments in bond and share holdings
- 47% in palm oil, 23% pulp & paper, 12% rubber and 10% beef
- US, Malaysian and Brazilian investors highest in forest-risk investments



INVESTOR POLICY ASSESSMENT SCORES

NAME	WEIGHTED TOTAL	INVESTMENT (USD MILLION)	HEADQUARTERS	BEEF	SOY	PALM OIL	PULP & PAPER
Employees Provident Fund	0.7	2,556	Malaysia	0.5	0.0	0.7	0.0
BlackRock	1.0	1,889	United States	1.0	1.0	1.0	1.0
Vanguard	0.5	1,834	United States	0.5	0.5	0.5	0.5
Permodalan Nasional Berhad	0.0	1,423	Malaysia	0.0	0.0	0.0	0.0
Lembaga Kemajuan Tanah Persekutuan (FELDA)	0.0	1,091	Malaysia	0.0	0.0	0.0	0.0
Banco de Crédito e Inversiones	0.5	957	Chile	0.0	0.0	0.0	0.5
Crédit Agricole	5.2	884	France	1.7	1.7	5.4	5.4
Government Pension Investment Fund (GPIF)	0.7	739	Japan	0.7	0.7	0.7	0.7
Government Pension Fund Global	7.5	712	Norway	6.7	6.7	7.9	7.6
KWAP Retirement Fund	0.5	677	Malaysia	0.5	0.0	0.5	0.0
State Street	0.7	630	United States	0.7	0.7	0.7	0.7
BNDES	5.1	566	Brazil	5.3	5.0	5.0	5.0
Capital Group	2.2	487	United States	2.2	2.2	2.2	2.2
Public Bank	0.5	481	Malaysia	0.5	0.0	0.5	0.5
Silchester International Investors	0.0	425	United Kingdom	0.0	0.0	0.0	0.0
Fidelity Investments	0.0	414	United States	0.0	0.0	0.0	0.0
Dimensional Fund Advisors	0.5	404	United States	0.5	0.5	0.5	0.5
Bank of New York Mellon	0.7	394	United States	0.7	0.7	0.7	0.7
Itaú Unibanco	2.8	376	Brazil	2.9	2.4	2.4	2.9
Oversea-Chinese Banking Corporation	2.0	359	Singapore	1.8	2.2	2.0	0.2



- 60% of financial institutions score less than 1 out of 10
- Only 10% of financial institutions score above 5 out of 10
- Only financial institutions from Europe and Australia score an average of 3 or above



OUR DEMANDS:

Investors, banks and consumer goods companies must prohibit investees, clients and suppliers from having any role in deforestation, destruction of peatlands, or exploitation of local communities and workers. These policies must cover all forest-risk sector commodities and be applied at the corporate group level.

» **Adopt 'No Deforestation, No Peatland and No Exploitation' (NDPE) policies**

- » Create a plan to achieve and prove implementation across all forest-risk commodity supply chains
- » Demand all business partners adopt mandatory policies

» **Release Forest Footprint and Monitoring Systems**

- » Publicly disclose their total impact on forests, peatlands and the rights of Indigenous Peoples and local communities
- » Establish forests and peatlands monitoring and response systems

» **Prevent Violence and Uphold Human Rights**


- » Establish human rights monitoring and due diligence systems and field-based methods to verify that the rights to Free, Prior and Informed Consent are being respected
- » Enact zero tolerance procedures to prevent violence, criminalization, intimidation, and killing of land rights defenders

» **Hold Bad Actors to Account**

- » Disclose and consistently implement a process to end relationships with business partners complicit in deforestation and human rights abuses.

» **Prove compliance by business partners**

- » Publish independent verification of NDPE compliance
- » Do not rely on ineffective certification systems





425 Bush Street, Suite 300 | San Francisco, CA 94108 | [RAN.org](https://www.ran.org)

PHOTO: PhotocechCZ / SHUTTERSTOCK